


Overview



Long recognized as a pioneer among OEM and MRO manufacturers, Boston Gear has been producing dependable products since 1877 - and at the top of the list is our 700 Series worm gear speed reducer. Our 700 Series is known throughout the industry for its durable, efficient, and trouble-free performance. And with our Reducer Express™ service, we'll ship any of our 15 million different speed reducer combinations, in stock or not, by air within 24 hours - or we'll pay the freight. To find out how to incorporate Boston Gear's world-class reputation into your designs overnight, go to BostSpec2, our specification and design center.

[The Inside Story](#) | [Specifications](#) | [Download PDF](#)

Features and Benefits



- Our 700 Series is the standard for modular worm gear construction.
- Manufactured in Boston Gear's ISO 9002-certified, state-of-the-art reducer facility, 700 Series products are consistently superior.
- A comprehensive selection of modified products enhances the flexibility of the 700 Series.
- Single and double reduction models provide a large array of ratios.
- Hollow and projecting output shafts afford multiple mounting configurations.
- BISSC-certified washdown-duty models withstand rigorous environments.
- [Reducer Express™](#) - the industry's most responsive delivery program - ensures that the product you need is there when you need it.

Sample Applications



- Conveyors (belt, direct-drive, inclined, etc.)
- Packaging machinery (shrink wrappers, stretch wrappers, case sealers, etc.)
- Special machinery

Helical Gear Drives

Overview




Boston Gear's helical gear drives have been used in some of the most demanding applications and environments across a wide range of industries. We've designed the product line to include three different series in order to meet a broader array of application requirements. In addition, these compact, heavy-duty gear drives are built to simplify maintenance and provide consistently reliable operation. And with both our Reducer Express™ and our Guaranteed Same Day Shipment Program at your service, you can count on us to deliver what you need when you need it.

[Specifications](#)


Features and Benefits



[200 SERIES](#)



[600 SERIES](#)



[800 SERIES](#)

- Three distinct series allow you to match the proper gear drive to your specific application.
- The 800 Series provides a functional interchange for SEW Eurodrive and other European manufacturers' helical gear drives, making it uniquely practical for replacement applications.
- Our 600 Series provides a broad selection of in-line helical gear drives, ensuring one for every need.
- Boston Gear's 200 Series Optimount® offers a unique shaft-mount design to meet the unusual requirements of horizontal and vertical applications.
- There are comparable, washdown-duty models for all three series, making it easy to match our products to your needs.
- A complete selection of complementary products further enhances the versatility of our helical gear drive product line:
 - Backstops
 - AC and DC motors and adjustable speed drives
 - Mechanical adjustable speed traction drives
 - Overload clutches
 - Couplings and universal joints
- The industry's most responsive delivery programs ensure timely delivery.

Bevel Gear Drives

Overview



Three different series of straight tooth and spiral bevel gear drives are available from Boston Gear. These right-angle gear drives are designed for high capacity, efficiency, quiet operation, and long service life. They can be ordered using Boston Gear's innovative [Guaranteed Same Day Shipment Program](#) to ensure rapid delivery.

[Specifications](#)

Features and Benefits

- These three series of products allow you to get the right gear drive for a specific application:
 - RA Right 90 Series spiral bevel
 - R/VR Series Series spiral bevel
 - R1000 Series straight-tooth bevel
- A focused range of ratios and shaft configurations meet a broad range of design specifications
- Washdown-duty models are available to accommodate more demanding environments
- These complementary products enhance the family's versatility:
 - AC and DC motors
 - Couplings and universal joints
 - Adjustable speed drives
 - Overload clutches
- The industry's most responsive delivery program means downtime is minimized.

Sample Applications



- Farm industry machinery
- Material handling equipment
- Textile machinery
- Packaging equipment
- Specialty machinery